

PART 1. COMPANY INFORMATION

The name on the account must be the full legal company name. Clearly print your company information. You must provide the last 4 digits of your company's Federal ID #, which will serve as your PIN. Your PIN will be used for identification purposes when you access your account via the phone system or website.

Please record your PIN here and retain it for future reference. Please provide the requested information for each vehicle listed on the Vehicle Information Forms.



--	--	--	--

PART 2. VEHICLE INFORMATION

COMMERCIAL VEHICLES (PART 2a)

Enter license plate number, state/province of registration, number of axles and vehicle reference number. Circle the type of Tag that you are requesting, either interior windshield, exterior roofmount or exterior license plate.

TOTAL NUMBER OF AXLES (BOX A)

Total the "Number of Axles" for Commercial Vehicles listed.
Enter the total in Box A.

TOTAL NUMBER OF INTERIOR WINDSHIELD TagS (BOX B)

Total the number of vehicles that have "Windshield" circled.
Enter the total in Box B.

TOTAL NUMBER OF EXTERIOR ROOFMOUNT TagS (BOX C)

Total the number of vehicles that have "Roofmount" circled.
Enter the total in Box C.

TOTAL NUMBER OF EXTERIOR LICENSE PLATE TagS (BOX D)

Total the number of vehicles that have "License Plate" circled.
Enter the total in Box D.

Note: Do not order an interior Tag for vehicles that have flat, perfectly vertical windshields or for vehicles which have any metal hanging over the windshield (i.e., visor, storage rack, boom or crane). If your vehicle fits this description, you must order an exterior Tag.

• COMMERCIAL VEHICLES BUT NOT REQUESTING TagS (PART 2b)

Complete Part 2b if you are listing commercial vehicles, but are not requesting Tags for them at this time. Clearly print license plate number, state/ province of registration, vehicle reference number and number of axles.

• PASSENGER VEHICLES (PART 2c)

Clearly print license plate number, state/province of registration and vehicle reference number. Circle the Tag type for each vehicle for which you are requesting a Tag. If you are not requesting a Tag for a vehicle, circle "None".

Note: Please refer to the Special Vehicle Listing. If any of the listed vehicles appear on this list, you must request exterior Tags for such vehicles.

PART 3. PRE-PAYMENT CALCULATION

TOTAL NUMBER OF INTERIOR WINDSHIELD TagS (BOX E)

Total the number of vehicles that have "Windshield" circled. Enter the total in Box E.

TOTAL NUMBER OF EXTERIOR LICENSE PLATE TagS (BOX F)

Total the number of vehicles that have "License Plate" circled. Enter the total in Box F.

• PREPAID TOLLS

Box 1 Total number of commercial axles. Take the number in Box A of the Commercial Vehicle Information form (part 2a) on page 3 and enter in Box 1.

Box 2 Multiply Box 1 by \$50. Enter the amount in Box 2.

Box 3 Total the number of passenger vehicles for which you are requesting a Tag. Take the numbers in Box E and Box F of the Passenger Vehicle Information form on page 5 (part 2c), add them together and enter the total in Box 3.

Box 4 Multiply Box 3 by \$25. Enter amount in Box 4.

Box 5 If the total amount of prepaid tolls will not cover the first month of anticipated tolls, please enter an additional amount in Box 5.

Box 6 Total Initial Payment. Add Boxes 2, 4 and 5. Enter the amount in Box 6.

• Tag FEES

This section will estimate the monthly Tag fee that will be charged to your account. Please note that the fee is charged per Tag and will change if the number of Tags on your account changes.

Box 7 Number of interior Tags. Take the numbers in Boxes B and E. and enter the total in Box 7.

Box 8 Multiply the number in Box 7 by \$.50 and enter the amount in Box 8.

Box 9 Number of exterior Tags. Take the numbers in Boxes C, D and F, add together and enter the total in Box 9.

Box 10 Multiply the number in Box 9 by \$.50 and enter the amount in Box 10.

Box 11 Monthly Tag Fees. Add Boxes 8 and 10. Enter the amount in Box 11. Box 11 is the estimated monthly Tag fee cost that will be charged to your account, based on the number of Tags required.

PART 4. PAYMENT METHODS

• CREDIT CARD REPLENISHMENT: The Easiest Way to Pay

There are many advantages to starting and replenishing your E-ZPass account with a credit card:

- It's easy. There's no need to worry about a separate E-ZPass payment.
- It's automatic. As long as your credit card account is in good standing, your E-ZPass balance will never run out.
- Your account is automatically charged whenever your account balance falls below 25% of your prepaid tolls amount.

To replenish by credit card, place a checkmark in the box to the left of "Option 1" and complete Part 4. Provide E-ZPass with your current credit card number, credit card type, expiration date and signature. Your credit card must always be valid and have a current expiration date.

• CHECKING ACCOUNT REPLENISHMENT

If you prefer to use a checking account to replenish your E-ZPass account, place a checkmark in the box to the left of "Option 2", and provide your bank routing number and checking account number, and sign where indicated. Your checking account must have enough funds to cover your replenishment amount.

• CHECK PAYMENT

To replenish by check, place a checkmark in the box to the left of "Option 3." Checks must be made payable to "E-ZPass" for the amount shown in Box 6 of Part 3 and mail with this application.

PART 5. CUSTOMER AGREEMENT

This section must be signed by a duly authorized representative of the company.

If you need further assistance in completing this application, please call 1-800-333-TOLL (8655) or visit the E-ZPass New York website at www.e-zpassNY.com

Please take advantage of our automated phone system by calling 1-800-333-TOLL (8655) to:

- Receive account information
- Obtain more information about opening an account
- Request an additional application
- Update your credit card expiration date

Please have your account or Tag number and PIN ready when you call.

- For company-owned or leased, passenger and commercial vehicles (i.e. cars, trucks, tractor trailers, tandem trailers, etc.)
- Call 1-800-333-TOLL(8655) or access our website at www.e-zpassNY.com to make any change to an existing E-ZPass account.
- **FOR INSTRUCTIONS** on completing this application, please see page 1

PART 1. COMPANY INFORMATION				Personal Identification Number			
Company Name (Full Legal Name)				You must enter the last 4 digits of your Federal ID#			
"Doing Business As" Name (If Applicable)							
Billing Contact	Last Name	First Name	Phone Number ()	Mobile Phone Number ()	Fax Number ()		
Billing Address			City	State/Province	Zip Code/Postal Code		
Shipping Contact (if different from above)	Last Name	First Name	Phone Number ()	Mobile Phone Number ()	Fax Number ()		
Shipping Address			City	State/Province	Zip Code/Postal Code		
I would like to receive my statements (Please Check One): <input type="checkbox"/> Regular Mail <input type="checkbox"/> E-mail			E-mail address				

PART 2. VEHICLE INFORMATION

Complete the attached Vehicle Information forms (Parts 2a, 2b and 2c) **before** completing Part 3. List all vehicles even though Tags may not be ordered for all vehicles at this time. You may not use a passenger E-ZPass Tag on a commercial vehicle. Use of a Tag on a vehicle of a different toll class may result in an administrative fee, in addition to the toll. You may also be liable for civil penalties pursuant to law. Refer to Page 1 for instructions on completing Part 2a, 2b and 2c on pages 3-5.

PART 3. PRE-PAYMENT CALCULATION

Box 1

×

\$50.00

=

Box 2

Number of Commercial Axles

(Box 1 = Total number of axles from Box A on page 3)

Box 3

×

\$25.00

=

Box 4

Number of Passenger Vehicles

(Box 3 = Total of Box E and Box F on page 5)

Additional PrePaid Tolls

(If total amount of prepaid tolls will not cover anticipated first month's tolls)

Total Initial Payment

(Box 6 = Box 2 + Box 4 + Box 5)

Estimated Monthly Tag Fees

Box 7

×

\$.50

=

Box 8

Number of Interior Tags

(Box 7 = Total of Box B and Box E on pages 3 and 5)

Box 9

×

\$.50

=

Box 10

Number of Exterior Tags

(Box 9 = Total of Boxes C, D and F on pages 3 and 5)

Estimated Monthly Tag Fee Costs

(Box 11 = Total of Box 8 + Box 10)

PART 4. PAYMENT METHOD/REPLENISHMENT OPTIONS Select Option 1, Option 2 or Option 3

<input type="checkbox"/>	OPTION 1: Credit Card Payment - The Easiest Way to Pay																					
Credit card #:	<table border="1"><tr><td></td><td></td><td></td><td></td><td></td><td></td><td></td><td></td><td></td><td></td><td></td><td></td><td></td><td></td><td></td><td></td><td></td><td></td><td></td><td></td></tr></table>																					Expiration date _____ / _____ Month Year
Credit card type:	<input type="checkbox"/> Visa <input type="checkbox"/> Mastercard <input type="checkbox"/> American Express <input type="checkbox"/> Discover																					
Cardholder Name:	<table border="1"><tr><td></td><td></td><td></td><td></td><td></td><td></td><td></td><td></td><td></td><td></td><td></td><td></td><td></td><td></td><td></td><td></td><td></td><td></td><td></td><td></td></tr></table>																					
<input type="checkbox"/>	OPTION 2: Automatic replenishment from your checking account.																					
When your prepaid balance reaches a certain level, your E-ZPass account will automatically be replenished.																						
Bank routing number (9 digits)	<table border="1"><tr><td></td><td></td><td></td><td></td><td></td><td></td><td></td><td></td><td></td></tr></table>										(This information is available from your bank or the bottom of your check.)											
Bank account number (3-17 digit)	<table border="1"><tr><td></td><td></td><td></td><td></td><td></td><td></td><td></td><td></td><td></td><td></td><td></td><td></td><td></td><td></td><td></td><td></td><td></td><td></td><td></td><td></td></tr></table>																					
Secondary Credit Card: Should the payment method in option 1 or option 2 fail, a secondary credit card, if provided, will be used for replenishment.																						
Credit card #:	<table border="1"><tr><td></td><td></td><td></td><td></td><td></td><td></td><td></td><td></td><td></td><td></td><td></td><td></td><td></td><td></td><td></td><td></td><td></td><td></td><td></td><td></td></tr></table>																					Expiration date _____ / _____ Month Year
Credit card type:	<input type="checkbox"/> Visa <input type="checkbox"/> Mastercard <input type="checkbox"/> American Express <input type="checkbox"/> Discover																					
I authorize E-ZPass to immediately charge my credit card or checking account the total amount shown in Box 6. I understand that E-ZPass may periodically adjust my replenishment as described in the E-ZPass Terms and Conditions. I understand that such charges will continue until my E-ZPass account is terminated or I revoke this authorization in writing. Should I return my Tag(s) or require a replacement, or incur an administrative fee or E-ZPass Plus charge, I authorize E-ZPass to charge my credit card or, as applicable, my checking account the appropriate amount incurred under the E-ZPass Terms and Conditions. I understand that the replenishment amount may be adjusted to reflect actual usage. I authorize E-ZPass, in its sole discretion, to receive updated information about my credit card, including new account numbers and expiration dates, from the financial institution issuing my card.																						
▶ Must Sign X _____ / _____ <small>Account Holder Signature required for Option 1 and Option 2 Date</small>																						

PART 5. CUSTOMER AGREEMENT

My completion of this Application, payment and signature below constitute my agreement to use E-ZPass subject to all applicable terms and conditions. I understand and agree that by using E-ZPass facilities, the resulting charges will be deducted from my E-ZPass account. I understand and agree that I have read, understand and accept the Terms and Conditions accompanying this Application and set forth in this form, all of which are part of my agreement.

-----► Must Sign X _____
Authorized Signature Required Date

PART 2a. COMMERCIAL VEHICLE INFORMATION

List all commercial vehicles that will be used under this account, that you are requesting a Tag for at this time. Attach photocopies of this sheet if more space is needed. The vehicle type selected from the Vehicle Reference Chart should be the most common configuration of that vehicle. **If your license plate number information changes, please contact the Customer Service Center in order to avoid incurring violation charges.**

	License Plate Number (Please Print Clearly)	State/ Province of Registration	Plate Type	Vehicle Reference # (From Vehicle Reference Chart)	Number of Axles	You Must Circle One Type Of Tag For Each Vehicle		
						Interior Tags	Exterior Tags	
Vehicle 1						Windshield	Roofmount	License Plate
Vehicle 2						Windshield	Roofmount	License Plate
Vehicle 3						Windshield	Roofmount	License Plate
Vehicle 4						Windshield	Roofmount	License Plate
Vehicle 5						Windshield	Roofmount	License Plate
Vehicle 6						Windshield	Roofmount	License Plate
Vehicle 7						Windshield	Roofmount	License Plate
Vehicle 8						Windshield	Roofmount	License Plate
Vehicle 9						Windshield	Roofmount	License Plate
Vehicle 10						Windshield	Roofmount	License Plate
Vehicle 11						Windshield	Roofmount	License Plate
Vehicle 12						Windshield	Roofmount	License Plate
Vehicle 13						Windshield	Roofmount	License Plate
Vehicle 14						Windshield	Roofmount	License Plate
Vehicle 15						Windshield	Roofmount	License Plate
Vehicle 16						Windshield	Roofmount	License Plate
Vehicle 17						Windshield	Roofmount	License Plate
Vehicle 18						Windshield	Roofmount	License Plate
Vehicle 19						Windshield	Roofmount	License Plate
Vehicle 20						Windshield	Roofmount	License Plate
Vehicle 21						Windshield	Roofmount	License Plate
Vehicle 22						Windshield	Roofmount	License Plate
Vehicle 23						Windshield	Roofmount	License Plate
Vehicle 24						Windshield	Roofmount	License Plate
Vehicle 25						Windshield	Roofmount	License Plate
					BOX A Total # of codes	BOX B Total # of Tags circled	BOX C Total # of Tags circled	BOX D Total # of Tags circled
Totals:								

PART 2b. COMMERCIAL VEHICLE INFORMATION (NOT REQUESTING TAGS AT THIS TIME)

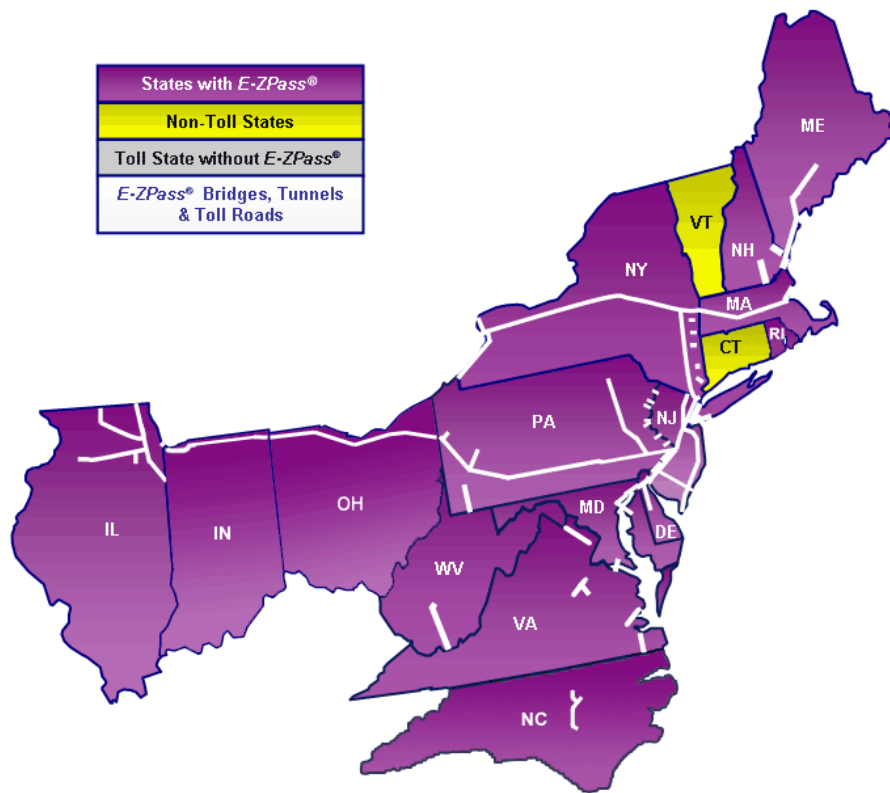
List commercial vehicles that may be used under this account even though you are not requesting a Tag(s) for them at this time. Attach photocopies of this sheet if more space is needed. The vehicle type selected from the Vehicle Reference Chart should be the most common configuration of that vehicle. **If your license plate number information changes, please contact the Customer Service Center in order to avoid incurring violation charges.**

	License Plate Number (Please Print Clearly)	State/Province of Registration	Plate Type	Vehicle Reference # (From Vehicle Reference Chart)	Number of Axles
Vehicle 1					
Vehicle 2					
Vehicle 3					
Vehicle 4					
Vehicle 5					
Vehicle 6					
Vehicle 7					
Vehicle 8					
Vehicle 9					
Vehicle 10					
Vehicle 11					
Vehicle 12					
Vehicle 13					
Vehicle 14					
Vehicle 15					
Vehicle 16					
Vehicle 17					
Vehicle 18					
Vehicle 19					
Vehicle 20					
Vehicle 21					
Vehicle 22					
Vehicle 23					
Vehicle 24					
Vehicle 25					

PART 2c. PASSENGER VEHICLE INFORMATION

List all passenger vehicles that may be used under this account even if you are not requesting a Tag for the vehicle at this time. Attach photocopies of this sheet if more space is needed. The vehicle type selected from the Vehicle Reference Chart should be the most common configuration of that vehicle. All passenger vehicles will be issued interior Tags, unless the vehicle appears on the Special Vehicle Listing requiring exterior Tags. **If your license plate number information changes, please contact the Customer Service Center in order to avoid incurring violation charges.**

	License Plate Number (Please Print Clearly)	State/ Province of Registration	Plate Type	Vehicle Reference # (From Vehicle Reference Chart)	You Must Circle One Type Of Tag For Each Vehicle <i>If you are not requesting a Tag for a vehicle at this time, please circle "None".</i>		
					Interior	Exterior	None
Vehicle 1					Windshield	License Plate	None
Vehicle 2					Windshield	License Plate	None
Vehicle 3					Windshield	License Plate	None
Vehicle 4					Windshield	License Plate	None
Vehicle 5					Windshield	License Plate	None
Vehicle 6					Windshield	License Plate	None
Vehicle 7					Windshield	License Plate	None
Vehicle 8					Windshield	License Plate	None
Vehicle 9					Windshield	License Plate	None
Vehicle 10					Windshield	License Plate	None
Vehicle 11					Windshield	License Plate	None
Vehicle 12					Windshield	License Plate	None
Vehicle 13					Windshield	License Plate	None
Vehicle 14					Windshield	License Plate	None
Vehicle 15					Windshield	License Plate	None
Vehicle 16					Windshield	License Plate	None
Vehicle 17					Windshield	License Plate	None
Vehicle 18					Windshield	License Plate	None
Vehicle 19					Windshield	License Plate	None
Vehicle 20					Windshield	License Plate	None
Vehicle 21					Windshield	License Plate	None
Vehicle 22					Windshield	License Plate	None
Vehicle 23					Windshield	License Plate	None
Vehicle 24					Windshield	License Plate	None
Vehicle 25					Windshield	License Plate	None
Totals:					BOX E (Total # of Tags circled)	BOX F (Total # of Tags circled)	



Toll Facilities Accepting E-ZPass



**Thruway
Authority**

The entire
New York State Thruway
including:
New Rochelle Barrier
Yonkers Barrier
Governor Mario M. Cuomo
Bridge
Harriman Barrier

**THE PORT AUTHORITY
OF NY & NJ**

Bayonne Bridge
George Washington Bridge
Goethals Bridge
Holland Tunnel
Lincoln Tunnel
Outerbridge Crossing



Buffalo and Fort Erie Public Bridge Authority
(Peace Bridge)



**Bridge
Authority**

Rip Van Winkle Bridge
Kingston-Rhinecliff Bridge
Mid-Hudson Bridge
Newburgh-Beacon Bridge
Bear Mountain Bridge



Niagara Falls Bridge Commission



**Bridges and
Tunnels**

Bronx-Whitestone Bridge
Cross Bay Veterans Memorial Bridge
Henry Hudson Bridge
(no trucks permitted)
Hugh L. Carey Tunnel
Marine Parkway-Gil Hodges Memorial Bridge
Queens Midtown Tunnel
Robert F. Kennedy Bridge
Throgs Neck Bridge
Verrazano-Narrows Bridge

And wherever you see the **E-ZPass** sign displayed

1-800-333-TOLL (8655)

www.e-zpassNY.com

TDD/TTY 711 or

1-800-662-1220

These terms and conditions, together with your E-ZPass application ("Application"), constitute your E-ZPass Agreement ("Agreement"). E-ZPass is an electronic toll collection system that allows you to pay charges incurred at E-ZPass facilities. New York E-ZPass is operated under the auspices of the New York State Bridge Authority ("NYSBA"), Triborough Bridge and Tunnel Authority ("TBTAT") (also known as MTA Bridges and Tunnels), the New York State Thruway Authority ("NYSTA"), and the Port Authority of New York and New Jersey ("PANYNJ") separately referred to herein as an agency and collectively referred to as agencies. Your E-ZPass Account ("Account") will be operable on all E-ZPass facilities, regardless of location, and accessible to all agencies. Your Account will be assigned to one of the abovementioned agencies, and your Agreement is with that particular agency. Your Agreement may be reassigned to another agency at any time. Identification of the agency to which your Account has been assigned and with which you have your Agreement appears on your E-ZPass Tag(s) ("Tag"). Please read these terms and conditions and keep them for your records. When you open your Account or use your E-ZPass Tag, you agree to the following terms and conditions:

1) GENERAL

- Failure to comply with this Agreement may result in termination of your Account.
- You may not assign the obligations or benefits of this Agreement.
- Failure to pay charges to your Account may result in penalties as provided by law.
- You must approach and pass through E-ZPass lanes at the posted speed limit. Failure to obey the posted speed limit may result in suspension or revocation of your Tag.
- You must comply with all applicable traffic laws, regulations, signs and signals, and the directions of toll collectors and law enforcement officers.

2) Tag USE

- You may use the Tag on the vehicle(s) specifically listed on your Application.
- You may only use the Tag on a vehicle class that corresponds to the class of Tag provided to you by E-ZPass.
- In accordance with Section 5 herein, you must surrender a Tag immediately upon request.
When you use the Tag at any E-ZPass facility, you authorize E-ZPass to debit your Account for the charges incurred.
- If you use the Tag on E-ZPass facilities other than New York E-ZPass facilities, you are subject to the laws and regulations governing use at such facilities.
- You must maintain a sufficient balance in your pre-payment Account, and may not use the Tag or permit Tag use unless a sufficient balance is maintained.
- You must properly install your Tag in or on your vehicle pursuant to the mounting instructions provided with your Tag(s). Failure to do so may result in your Tag not being read in the lane, the gate not being raised at some facilities, and may result in a violation for which you may be assessed administrative fees or other penalties as provided by law. Failure to properly mount your Tag may also result in images being taken of your license plate to identify the registered owner and the addition of your license plate to your Account based on motor vehicle registration records. These images may be used to post toll charges at the cash rate and/or additional administrative fees to your Account.

3) YOUR ACCOUNT

- You must maintain a prepaid amount in your pre-payment Account to cover applicable charges to your Account.
- Applicable charges, if any, will be deducted from your Account each time the Tag is used.
- E-ZPass may deduct from your Account applicable administrative fees incurred pursuant to this Agreement.
- Your account will be assessed a monthly Tag fee in the amount of \$0.50 per Tag.
- Your Account may be suspended upon outstanding violations and/or for failure to pay administrative fees.
- No interest will be paid on balances in your Account.
- You will receive a periodic statement unless there are no transactions and no financial activity in your Account during the applicable period covered by such statement. It is your obligation to review such statements and follow the procedure in Section 6 if you wish to dispute any charges.
- You will be charged a fee for any request to retrieve a statement previously provided.
- E-ZPass, in its discretion, may receive updated information about your credit card, including new account numbers and expiration dates, from the financial institution issuing the card.
- E-ZPass, in its discretion, may receive updated banking information including routing numbers, account numbers, and account type, from your financial institution.
- E-ZPass, in its discretion, may receive updated information about your address from the United States Postal Service.

4) ACCOUNT PRE-PAYMENT

- You must pay a minimum prepaid amount sufficient to pay charges to your Account for a one-month period.
- Your Account must be replenished by your prepaid amount when your Account balance decreases to or below the replenishment point specific to your Account. The date on which your Account will be replenished will vary based upon Account activity. You may choose to replenish your Account in one of the following ways:
 - Authorizing E-ZPass to automatically charge your credit card or automatically withdraw funds from your checking account for all charges to your Account.
 - For customers using checking account for auto replenishment:
 - You agree and are aware that you are pre-authorizing E-ZPass to withdraw funds from your bank account each time your Account balance decreases to or below the replenishment point specific to your Account.
 - You agree and are aware that the amount of the Automatic Clearing House (ACH) withdrawals from your checking account to cover your tolls and fees may vary between \$0.01 and \$99,000.00 depending upon your E-ZPass account activity.
 - Checks (or Money Orders) made payable to E-ZPass in U.S. dollars only. A returned check fee of \$25 will be charged for each check returned to E-ZPass unpaid by your bank.

DO NOT SEND CASH BY MAIL.

- An Account analysis is performed on all new Accounts 35 days from the first Tag use and every 90 days thereafter. If your monthly use is consistently above or below your prepaid amount, E-ZPass will adjust your prepaid amount to approximate a one-month level of use or a minimum of \$25, whichever is greater.
- If you have chosen to replenish your Account with a credit card, you will be enrolled in the E-ZPass Plus program. This Program allows you to use your Tag at authorized E-ZPass Plus facilities. If your Tag is used to incur E-ZPass Plus charges, then E-ZPass may charge your credit card that amount. Such credit card charges may be different from your replenishment amount and charged to your credit card at any time. By participating in E-ZPass Plus you consent to the release of your name and address to E-ZPass Plus facility operators for collection purposes. If you choose to participate in E-ZPass Plus, you must notify the E-ZPass customer Service Center.
- Depending on usage or other charges to your Account, there may be more than one replenishment transaction within one statement period.

5) VIOLATIONS

- If you use the Tag when your Account is in a negative balance, suspended or revoked, or after the Tag has been reported lost or stolen, you may incur an administrative fee of up to \$50 per occurrence; be charged the full undiscounted charge; and/or be asked to surrender the Tag to E-ZPass via certified mail.
- If you use the Tag in a vehicle other than one of the class for which the Tag is designated, you may incur administrative fees of up to \$50 per occurrence; and/or be asked to surrender the Tag to E-ZPass via certified mail. Such continued misuse may result in revocation of your Account.
- If you attempt to use the Tag without properly attaching it to your vehicle, you may incur an administrative fee of up to \$50 per occurrence.
- Failure to respond to Notices of Violation may result in referral to a collection agency, imposition of additional fees and charges and/or suspension of your vehicle registration by the New York State Department of Motor Vehicles under 15 NYCRR 127.14.

6) LOST/STOLEN OR NON-OPERATIONAL TAGS

You will not be liable for unauthorized Tag use that occurs after you notify E-ZPass, orally or in writing, of loss, theft or possible unauthorized use. However, if a Tag is reported lost, stolen, or found to be defaced or damaged, you will be charged \$16.00 for interior Tags and \$22.00 for exterior Tags. If the Tag is non-operational for reasons other than abuse or improper use, and the Tag is returned to an E-ZPass Customer Service Center, E-ZPass will replace it at no charge.

7) DISCLAIMER

You acknowledge that E-ZPass and all agencies providing E-ZPass services have not made, and expressly disclaim any representation or warranty, express or implied relating to the Tag including, without limitation, any implied or express warranty of merchantability, fitness for a particular purpose or conformity to models or samples. You agree that E-ZPass and all agencies providing E-ZPass services will have no obligation or liability whatsoever to you with respect to your use of or the performance of the Tag. You agree to indemnify and hold harmless E-ZPass and all agencies providing E-ZPass services from and against all damage, loss, cost, expense or liability relating to, arising from, or as a result of, the use or performance of the Tag.

8) TERMINATION

You may terminate this Agreement at any time by requesting such termination in writing and returning the Tag(s) to E-ZPass. Tags should be returned to an E-ZPass Customer Service Center by certified mail. Tags remain the property of the agencies providing E-ZPass services. Once all outstanding charges have been deducted from your Account following your termination of this Agreement and return of the Tag(s), any remaining balance will be refunded to you. Such refund will be made in the form of a check or credit to your credit card, depending on the manner in which you have chosen to replenish your Account balance.

9) COLLECTION OF EXPENSES

You agree to pay all costs, including attorneys' fees, incurred by E-ZPass and all agencies providing E-ZPass services to collect any monies due under the terms of this Agreement.

10) MODIFICATIONS

The agency to which your Account is assigned may change the terms of this Agreement at any time by advance written notice. Such modified terms shall take effect on the date specified therein. The invalidity of any term or terms of this Agreement shall not affect any other term of this Agreement, which shall remain in full force and effect.

11) GOVERNING LAW

This Agreement shall be governed by and construed in accordance with the laws of the State of New York.

12) CHANGES

You agree to update E-ZPass of any changes to the information you have provided to E-ZPass, including, but not limited to:

- Address,
- Vehicle(s),
- Credit card account (i.e., number, expiration date),
- Checking account,
- Payment method,
- Email address,
- Phone numbers.

13) NON-DISCLOSURE

E-ZPass respects the privacy of all Account holders. Account information may be shared among the agencies, but it will not be disclosed to third parties without your consent except as required or permitted by law and the policies of E-ZPass services.

14) PAYMENTS, TAGS AND CORRESPONDENCE

Please send all correspondence, payments, Tag returns, or violation inquiries to:

E-ZPass Customer Service Center

Returned Tags:

PO Box 149001
Staten Island, NY 10314-9001

Applications and

Account Replenishment Payments:

PO Box 15185
Albany, NY 12212-5185

Violations:

PO Box 15186
Albany, NY 12212-5186

Correspondence:


PO Box 15187
Albany, NY 12212-5187

15) SCHEDULE OF DEPOSITS/ADMINISTRATIVE FEES

Monthly Tag fee		\$ 0.50 per Tag
Cost of Tag if defaced, damaged, lost or stolen	Interior	\$16.00
	Exterior	\$22.00
Bank declined ACH payment transaction		Up to \$25.00
Returned check fee		\$25.00
Monthly statement by mail, annual fee		\$ 6.00
Duplicate copy of Statement		Up to \$ 2.00
PANYNJ monthly Account service fee		\$ 1.00
Account revocation fee		\$25.00
Other Tag misuse/violation administrative fees		Up to \$50.00

E-ZPass and the agencies providing E-ZPass services reserve the right to assess additional fees.

Don't Wait Another Minute!






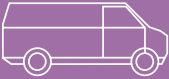








Sign up for E-ZPass Now!



VEHICLE REFERENCE CHART

Use this chart to determine the appropriate vehicle reference number required for each vehicle.
Insert the vehicle reference number on pages 3 and 5 for each vehicle you are requesting a Tag for.

TYPE AND DESCRIPTION OF VEHICLE	Vehicle Ref. #	TYPE AND DESCRIPTION OF VEHICLE	Vehicle Ref. #
AUTOMOBILE/SPORT UTILITY VEHICLE  <i>This type also includes taxis, ambulances, hearses and limo's seating less than 10 passengers.</i>		BUSES  <i>(Seating 16 + passengers)</i>	
2 axles, 4 tires (up to 7,000 lbs.)	72	2 axles, 4 tires (up to 7,000 lbs.)	392
3 axles, 6 tires (up to 7,000 lbs.)	76	2 axles, 4 tires (over 7,000 lbs.)	394
2 axles, 4 tires (up to 7,000 lbs.), towing a 2 axle trailer	80	2 axles, 6 tires (up to 7,000 lbs.)	393
		2 axles, 6 tires (over 7,000 lbs.)	395
		3 axles, 6 tires (up to 7,000 lbs.)	396
		3 axles, 6 tires (over 7,000 lbs.)	398
		3 axles, 8 or 10 tires (up to 7,000 lbs.)	397
		3 axles, 8 or 10 tires (over 7,000 lbs.)	399
		4 axles, 8 tires (up to 7,000 lbs.)	400
		4 axles, 8 tires (over 7,000 lbs.)	402
		4 axles, 10 or more tires (up to 7,000 lbs.)	401
		4 axles, 10 or more tires (over 7,000 lbs.)	403
MOTORCYCLE 		RECREATIONAL VEHICLE (RV) OR MOTOR HOME 	
2 axles, 2 tires (up to 7,000 lbs.)	136	2 axles, 4 tires (up to 7,000 lbs.)	456
2 axles, 3 tires (includes trikes or a sidecar up to 7,000 lbs.)	140	2 axles, 4 tires (over 7,000 lbs.)	458
		2 axles, 6 tires (up to 7,000 lbs.)	457
		2 axles, 6 tires (over 7,000 lbs.)	459
		3 axles, 6 tires (up to 7,000 lbs.)	460
		3 axles, 6 tires (over 7,000 lbs.)	462
		3 axles, 8 or 10 tires (up to 7,000 lbs.)	461
		3 axles, 8 or 10 tires (over 7,000 lbs.)	463
		4 axles, 8 tires (up to 7,000 lbs.)	464
		4 axles, 8 tires (over 7,000 lbs.)	466
		4 axles, 10 or more tires (up to 7,000 lbs.)	465
		4 axles, 10 or more tires (over 7,000 lbs.)	467
PICK-UP TRUCK (For other trucks see reverse side) 		Note: • The weight limit of 7,000 lbs. noted throughout this CHART reflects the gross vehicle weight (GVW) on the vehicle registration. • Other trucks and tractor trailer combinations are listed on the reverse side. • Should your vehicle not conform to one of the descriptions listed, contact the E-ZPass Customer Service Center at 1-800-333-TOLL (8655).	
2 axles, 4 tires (over 7,000 lbs.)	202		
2 axles, 6 tires (up to 7,000 lbs.)	201		
2 axles, 6 tires (over 7,000 lbs.)	203		
3 axles, 6 tires (up to 7,000 lbs.)	204		
3 axles, 6 tires (over 7,000 lbs.)	206		
3 axles, 8 or 10 tires (up to 7,000 lbs.)	205		
3 axles, 8 or 10 tires (over 7,000 lbs.)	207		
PASSENGER/CARGO VAN (Seating 1-9 passengers) 		Note: • The weight limit of 7,000 lbs. noted throughout this CHART reflects the gross vehicle weight (GVW) on the vehicle registration. • Other trucks and tractor trailer combinations are listed on the reverse side. • Should your vehicle not conform to one of the descriptions listed, contact the E-ZPass Customer Service Center at 1-800-333-TOLL (8655).	
2 axles, 4 tires (over 7,000 lbs.)	266		
2 axles, 6 tires (up to 7,000 lbs.)	265		
2 axles, 6 tires (over 7,000 lbs.)	267		
3 axles, 6 tires (up to 7,000 lbs.)	268		
3 axles, 6 tires (over 7,000 lbs.)	270		
3 axles, 8 or 10 tires (up to 7,000 lbs.)	269		
3 axles, 8 or 10 tires (over 7,000 lbs.)	271		
MINIBUS/TEAM VAN/STRETCH LIMOS (Seating 10-15 passengers) 			
2 axles, 4 tires (up to 7,000 lbs.)	328		
2 axles, 4 tires (over 7,000 lbs.)	330		
2 axles, 6 tires (up to 7,000 lbs.)	329		
2 axles, 6 tires (over 7,000 lbs.)	331		
3 axles, 6 tires (up to 7,000 lbs.)	332		
3 axles, 6 tires (over 7,000 lbs.)	334		
3 axles, 8 or 10 tires (up to 7,000 lbs.)	333		
3 axles, 8 or 10 tires (over 7,000 lbs.)	335		

TYPE AND DESCRIPTION OF VEHICLE	Vehicle Ref. #	TYPE AND DESCRIPTION OF VEHICLE	Vehicle Ref. #
TRUCKS 		TRACTOR TRAILER COMBINATION* 	
2 axles, 4 tires (up to 7,000 lbs.)	520	3 axles (trailer less than or equal to 48')	719
2 axles, 4 tires (over 7,000 lbs.)	522	4 axles (trailer less than or equal to 48')	723
2 axles, 6 tires (up to 7,000 lbs.)	521	5 axles (trailer less than or equal to 48')	727
2 axles, 6 tires (over 7,000 lbs.)	523	6 axles (trailer less than or equal to 48')	731
3 axles, 6 tires (up to 7,000 lbs.)	524	7 axles (trailer less than or equal to 48')	735
3 axles, 6 tires (over 7,000 lbs.)	526	3 axles (trailer over 48')	783
3 axles, 8 or 10 tires (up to 7,000 lbs.)	525	4 axles (trailer over 48')	787
3 axles, 8 or 10 tires (over 7,000 lbs.)	527	5 axles (trailer over 48')	791
4 axles, 8 tires (up to 7,000 lbs.)	528	6 axles (trailer over 48')	795
4 axles, 8 tires (over 7,000 lbs.)	530	7 axles (trailer over 48')	799
4 axles, 10 or more tires (up to 7,000 lbs.)	529		
4 axles, 10 or more tires (over 7,000 lbs.)	531	TRACTOR/MOBILE HOME COMBINATION* 	
5 axles, 10 tires (up to 7,000 lbs.)	532	3 axles	1103
5 axles, 10 tires (over 7,000 lbs.)	534	4 axles	1107
5 axles, 12 or more tires (up to 7,000 lbs.)	533	5 axles	1111
5 axles, 12 or more tires (over 7,000 lbs.)	535	6 axles	1115
6 axles, 12 tires (up to 7,000 lbs.)	536	7 axles	1119
6 axles, 12 tires (over 7,000 lbs.)	538	8 axles	1123
6 axles, 14 or more tires (up to 7,000 lbs.)	537	9 axles	1127
6 axles, 14 or more tires (over 7,000 lbs.)	539	10 axles	1131
7 axles, 14 tires (up to 7,000 lbs.)	540		
7 axles, 14 tires (over 7,000 lbs.)	542	TANDEM TRAILER COMBINATION* (Tractor with 2 Trailers) 	
7 axles, 16 or more tires (up to 7,000 lbs.)	541	5 axles, 2 trailers ea. ($\leq 28 \frac{1}{2}'$)	855
7 axles, 16 or more tires (over 7,000 lbs.)	543	6 axles, 2 trailers ea. ($\leq 28 \frac{1}{2}'$)	859
		7 axles, 2 trailers ea. ($\leq 28 \frac{1}{2}'$)	863
		8 axles, 2 trailers ea. ($\leq 28 \frac{1}{2}'$)	867
		9 axles, 2 trailers ea. ($\leq 28 \frac{1}{2}'$)	871
		10 axles, 2 trailers ea. ($\leq 28 \frac{1}{2}'$)	875
		5 axles, 1 trailer ea. ($\leq 28 \frac{1}{2}'$)	983
		6 axles, 1 trailer ea. ($\leq 28 \frac{1}{2}'$)	987
		7 axles, 1 trailer ea. ($\leq 28 \frac{1}{2}'$)	991
		8 axles, 1 trailer ea. ($\leq 28 \frac{1}{2}'$)	995
		9 axles, 1 trailer ea. ($\leq 28 \frac{1}{2}'$)	999
		10 axles, 1 trailer ea. ($\leq 28 \frac{1}{2}'$)	1003
		5 axles, 2 trailers ea. ($> 28 \frac{1}{2}'$)	919
		6 axles, 2 trailers ea. ($> 28 \frac{1}{2}'$)	923
		7 axles, 2 trailers ea. ($> 28 \frac{1}{2}'$)	927
		8 axles, 2 trailers ea. ($> 28 \frac{1}{2}'$)	931
		9 axles, 2 trailers ea. ($> 28 \frac{1}{2}'$)	935
		10 axles, 2 trailers ea. ($> 28 \frac{1}{2}'$)	939
AUTO TRANSPORTER* 			
3 axles (under 65')	591		
4 axles (under 65')	595		
5 axles (under 65')	599		
6 axles (under 65')	603		
7 axles (under 65')	607		
4 axles (over 65')	659		
5 axles (over 65')	663		
6 axles (over 65')	667		
7 axles (over 65')	671		

*All vehicles in this type are classified as having dual rear wheels and a Gross Vehicle Weight (GVW) greater than 7,000 lbs.